


**oldmill**  
THIN BRICK SYSTEMS™



**Real Brick. Real Simple.**



# Home to Commercial: Our Thin Brick Systems Have You Covered

## DESIGN FLEXIBILITY

Build archways, create patterns and mix colors to create the perfect look for your project.

## SAVE TIME & MONEY

Our systems make thin brick installation so simple that virtually anyone could do it in a short amount of time.

## CODE COMPLIANCE

BrickPanel+™ is a complete fire-tested thin veneer wall assembly system that is also the most cost-effective way to incorporate Continuous Insulation and air barrier into the building envelope.

## QUALITY OF INSTALL

Our systems ensure your thin brick has equal spacing, straight lines, and long-lasting durability.

### Brick Color:

Top Left: Rushmore

Top Right: Café Mocha

Bottom Left: Castle Gate

Bottom Right: Cordova



# Add the Beauty of Brick

...with any design, any color  
and any finish.



**Brick Color:**  
Top: Boston Mill,  
Left: Rushmore, Floor: Castle Gate  
Bottom: Cafe Mocha, Rushmore





## Design Flexibility

Transform any wall, ceiling or floor with beautiful thin brick in 4 simple steps.

- **Genuine kiln-fired clay brick** that adds comfort, style and value to your home or business.
- **Cuts easily** with an angle grinder or wet tile saw.
- Thin brick is available as individual bricks or as part of our patented mesh-mounted Brickwebb system.
- Meets ASTM C1088, Type TBS, Grade Exterior standards.
- Backed by the Old Mill Brick family of warranties.
- See tutorial videos and our thin brick design gallery at [oldmillbrick.com](http://oldmillbrick.com).

### Thin Brick Products

Thin Brick Singles

Thin Brick Corners

Old Mill Modified Adhesive

## STEP 1 Adhesive

Apply Old Mill Modified Adhesive or modified thin set (indoor and outdoor) to back of Thin Brick Single or Thin Brick Corner using 3/8" x 1/4" notch trowel.



## STEP 2 Corners

If your space includes corners, apply Thin Brick Corners. Press Firmly.



## STEP 3 Flats

Apply Thin Brick Singles. Press Firmly. Thin Brick Singles can be used with Brickwebb and BrickPanel+ systems.




## STEP 4 Grout

Apply Type-S mortar mix using grout bag and finish with brick jointer; or apply sanded tile grout. We recommend the use of grout release when using sanded tile grout for easier clean-up and a more desirable finished look.



Thin Brick Corners



Thin Brick Singles



## Easy to Install

The Brickwebb™ patented mesh-mounted system enables a fast, easy, and high-quality installation of thin brick that can be applied almost anywhere.

- **Genuine kiln-fired clay brick** mounted onto patented web sheeting for easy & fast installation, perfect spacing (no spacers required), and enhanced durability.
- **Save time and labor costs** by taking advantage of Brickwebb's easy installation on virtually any surface.
- **Cuts easily** with an angle grinder or wet tile saw.
- Brickwebb can accommodate attractive detailing by using in conjunction with individual thin brick flats and corners.
- Meets ASTM C1088, Type TBS, Grade Exterior standards.  
US Patent: 9,556,619, 100,072,426 and patent pending.
- Backed by the Old Mill Brick family of warranties.
- See Brickwebb tutorial videos and our Brickwebb design gallery at [oldmillbrick.com](http://oldmillbrick.com).

### System Products

Brickwebb Sheets  
Brickwebb Corners  
Brickwebb Herringbone  
Old Mill Modified Adhesive

## STEP 1 Adhesive

Apply Old Mill Modified Adhesive or modified thin set (indoor and outdoor) to surface using 3/8" x 1/4" notch trowel.



## STEP 2 Brickwebb Corners

If your space includes corners, apply Brickwebb Corners. Press Firmly.




## STEP 3 Brickwebb Flats

Apply Brickwebb Sheets. Press Firmly.



## STEP 4 Grout


Apply Type-S mortar mix using grout bag and finish with brick jointer; or apply sanded tile grout. We recommend the use of grout release when using sanded tile grout for easier clean-up and a more desirable finished look.



Brickwebb Sheets



Brickwebb  
Corners



Brickwebb Herringbone



# Colonial Collection

Made from genuine kiln fired clay brick, the Colonial Collection features natural variation and unique character in both tumbled and straight-edge design.




STRAIGHT-EDGE



Pony Express



Cordova



Independence



Little Cottonwood

TUMBLED



Sundance



Yosemite



Mill Creek



El Capitan



Café Mocha




Castle Gate




Columbia Street




Promontory



Rushmore



Boston Mill



Dixie Clay



Alamo Sunrise

# Terra Collection

The Terra Series showcases the raw beauty of earth's natural color; each color displays unique variations and textures.




Kokkini Beach



Ocean Coral




River Silt



Vintage Oak



Rustic Iron



Sunset Red



Carbon Black




Bristol White

## Brick Color:

Top: Independence with white floated grout

Bottom: River Silt with German Schmear grout




# Modern Collection

The Modern Collection features clean and minimalistic lines that turn any space into a contemporary canvas.



Atlanta



Nairobi



Santiago



Shanghai



Colombo




Manchester



Manhattan



Toronto



Rome



Hanoi



London



Cairo



Seattle



Stockholm



Vegas



Brisbane

**Brick Color:** Mixture of London, Rome & Hanoi





## Add Insulation

Reduce utility bill cost,  
eliminate cold & hot spots,  
or warm your basement  
with BrickPanel+™.



- Easy-to-install system that provides thin brick guide channels for perfect spacing and alignment.
- Fully code-compliant fire-tested thin veneer wall assembly system that is also the most cost-effective way to incorporate Continuous Insulation and air barrier to your project.
- Features water channels and **R-5 to R-20 insulation value** without thermal drift.
- Foam thickness is customizable providing a simple solution for **architectural relief**.
- Meets ASTM C1088, Type TBS, Grade Exterior standards.  
US Patents: 6,516,578 & 7,121,051

## System Products

## BrickPanel+ Foam Panels

## BrickPanel+ Thin Brick

## All-in-One DIY Kit

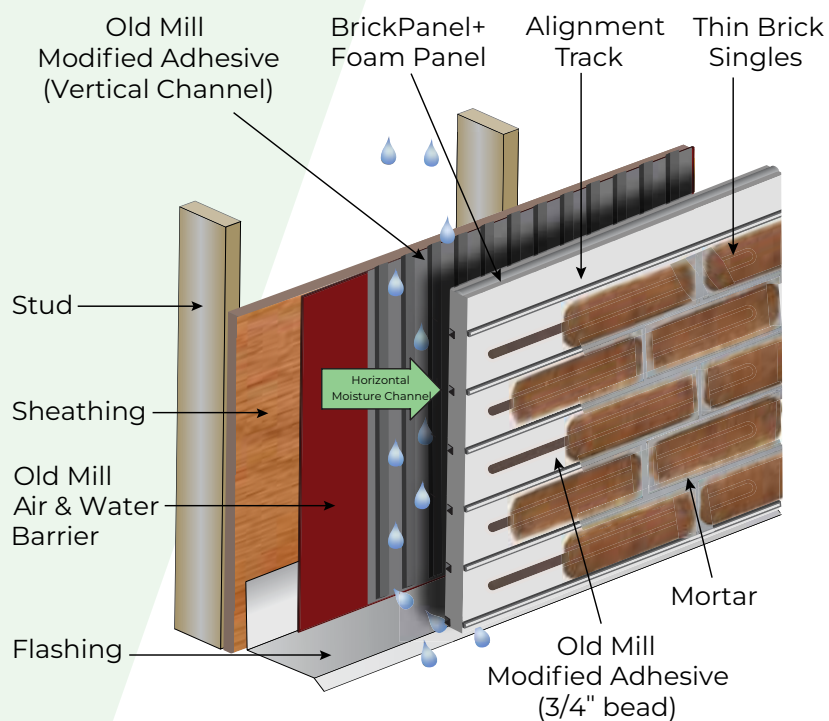
## Old Mill Air & Water Barrier

## Old Mill Fasteners

## Old Mill Modified Adhesive

OLD MILL BRICK LLC  
14932 S Concord Park Drive  
Bluffdale, UTAH 84065  
oldmillbrick.com

## Exterior Application - Adhesive Option



## Do-it-Yourself Kit



## Air and Water Barrier